

The closing prices (Cours de clôture/Tagesschlusskurse) show results gained after taking into account:
 > all costs (trading, transactions, regulations, stock exchanges, taxes)
 > all management fees

AS

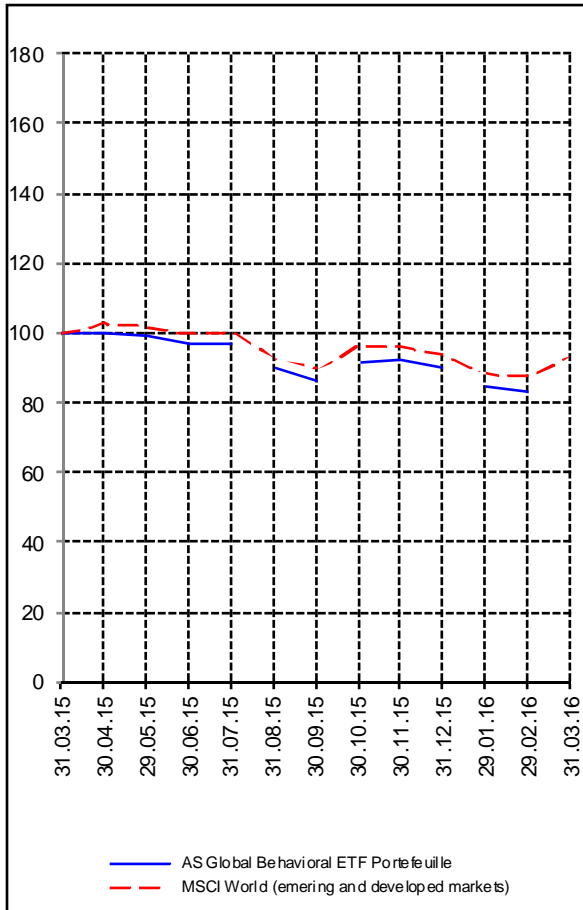
Global Sentiment-Exposure-Index						中国 Sentiment-Exposure-Index				
Date	Investi /	Cash	Global	Bench-	Swiss	Bench-	投资	现款	中国	基准
Datum	Investiert		Portfolio	mark	Portfolio	mark			投资组合	
日期			NAV (USD)	ACWI	NAV (CHF)	SMI			NAV (CNY)	CSI 300
31.03.16			662.22	398.26	2703.99	7807.89			86.72	3218.09
30.03.16			662.86		2716.72				87.54	
29.03.16			660.21		2699.58				85.17	
28.03.16			650.97		closed				85.97	
25.03.16			closed		closed				86.11	
24.03.16			649.11		2693.17				86.07	
23.03.16			648.63		2727.80				87.31	
22.03.16			654.01		2719.52				87.23	
21.03.16			655.68		2703.82				88.65	
18.03.16			655.23		2714.38				85.93	
17.03.16			654.42		2714.10				84.11	
16.03.16			649.07		2736.50				82.76	
15.03.16			642.88		2746.18				82.96	
14.03.16			646.88		2766.75				82.99	
11.03.16			635.03		2765.26				82.09	
10.03.16			635.03		2728.07				81.46	
09.03.16			635.65		2753.69				82.58	
08.03.16			632.29		2751.76				83.80	
07.03.16			638.65		2770.13				84.16	
04.03.16			639.55		2744.48				83.89	
03.03.16			636.76		2734.03				83.00	
02.03.16			633.86		2760.34				83.14	
01.03.16			630.56		2737.24				80.10	
29.02.16			616.41	371.66	2700.66	7843.63			78.84	2877.47
31.12.15			666.75	399.36	2988.07	8818.09			98.21	3731.00

Portraits des Portefeuilles Global - Swiss - China / Überblick Portfolios Global - Swiss - China / 全球 - 瑞士 - 中国 投资组合总览

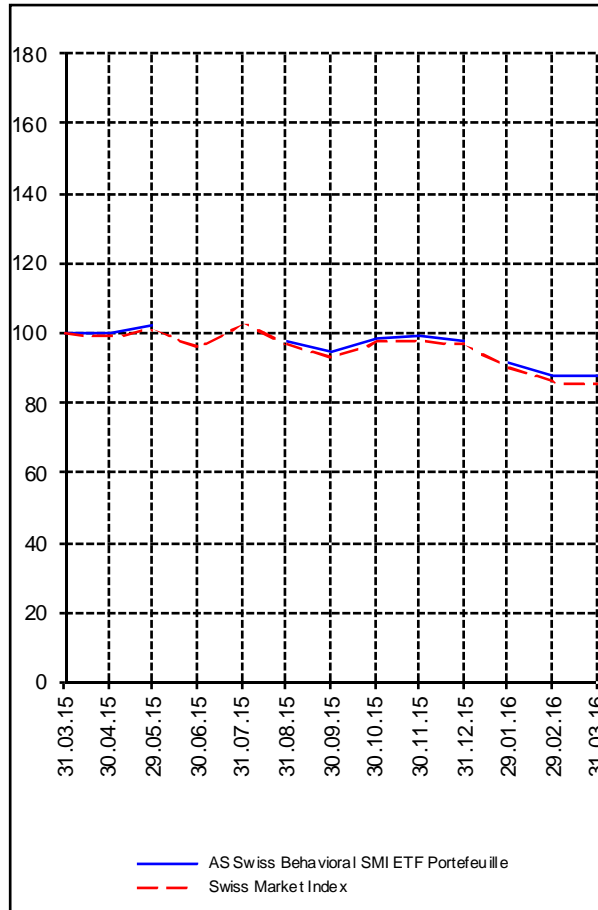


Performance 12 derniers mois, indexée / Performance der 12 letzten Monate, indexiert / 过去12个月的业绩

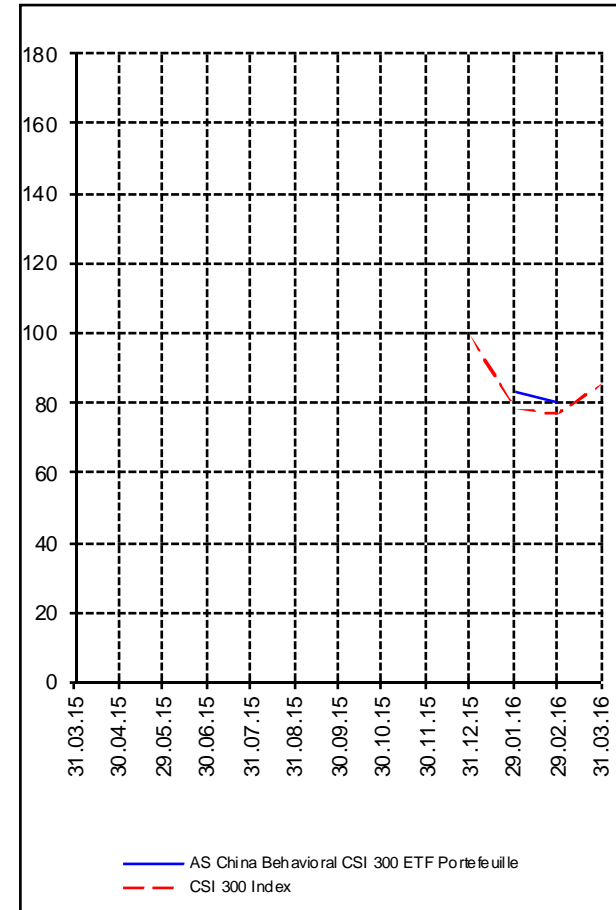
Global PF



Swiss PF

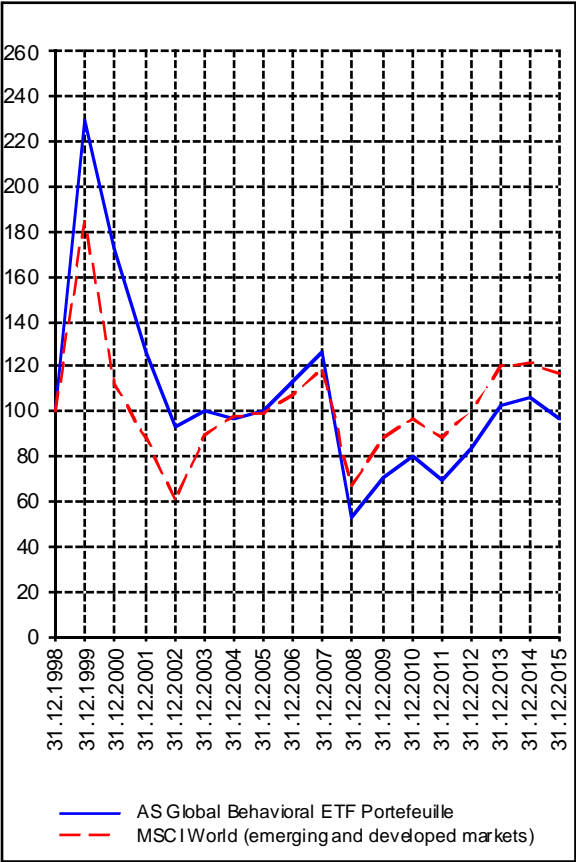


China PF / 中国投资组合

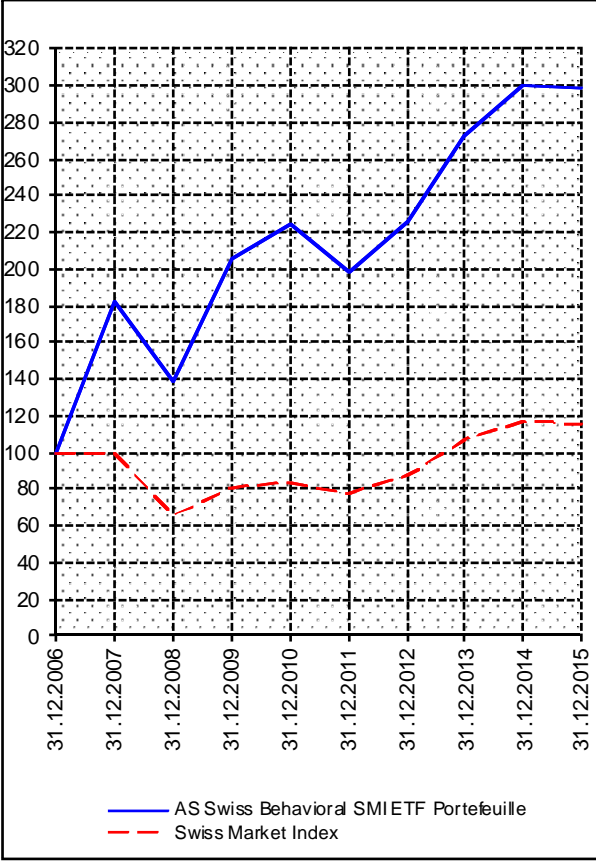


Performance depuis création / Performance seit Lancierung / 自推出以来的表现

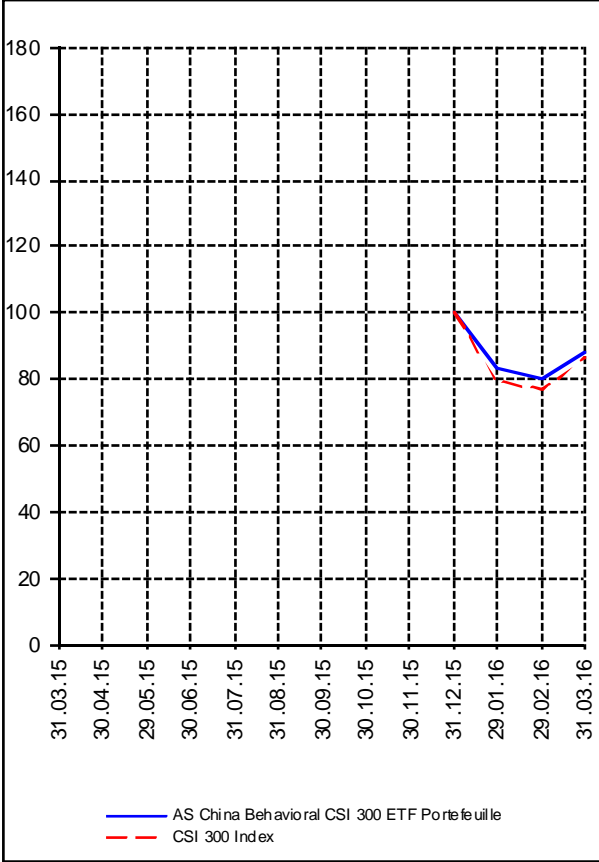
Global PF 01.01.1999



Swiss PF 01.01.2007



China PF / 中国投资组合 01.01.2016



Global PF

Positions différées de 3 mois

PowerShares QQQ	27.6%
SPDR DJ Wilshire REIT RWR	10.5%
SPDR Homebuilders XHB	9.7%
iShares Japan EWJ	11.3%
SPDR S&P 500 SPY	9.9%
iShares U.S. Regional Banks IAT	8.5%
SPDR Financial XLF	10.0%
Préservation	12.5%

1. Préservation
2. Outperformance

active with a Behavioral approach

Univers d'investissement

World with region, country, sector ETF's only

- no** Derivatives/Options
- no** Investment Vehicles
- no** Private Equity
- nor** any other Financial product
- no** commodities

Swiss PF

Positionen um 3 Monate verzögert

iShares/BlackRock SMI	89.1%
Werterhalt	10.9%

Caractéristique / Merkmal / 特征

1. Werterhalt
2. Outperformance

Gestion / Management / 管理

active with a Behavioral approach

Anlageuniversum

Swiss Market Index

- no** Derivatives/Options
- no** Investment Vehicles
- no** Private Equity
- nor** any other Financial product
- no** commodities

China PF

推迟了三个月

AMC CSI 300	87.9%
财富保值	12.1%

1. 财富保值
2. 业绩盈利

应用市场行为学方法

投资领域

沪深300指数

- no** Derivatives/Options
- no** Investment Vehicles
- no** Private Equity
- nor** any other Financial product
- no** commodities