

The closing prices (Cours de clôture/Tagesschlusskurse) show results gained after taking into account:
 > all costs (trading, transactions, regulations, stock exchanges, taxes)
 > all management fees

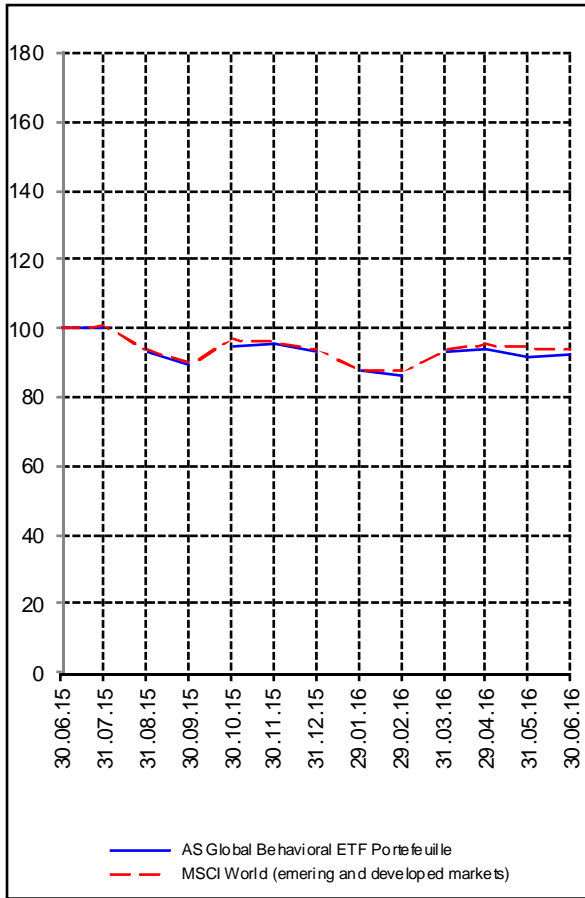
Global Sentiment-Exposure-Index						中国 Sentiment-Exposure-Index				
Date	Investi /	Cash	Global	Bench-	Swiss	Bench-	投资	现款	中国	基准
Datum	Investiert		Portfolio	mark	Portfolio	mark			投资组合	
日期			NAV (USD)	ACWI	NAV (CHF)	SMI			NAV (CNY)	CSI 300
30.06.16			656.14	399.29	2802.78	8020.15			84.10	3153.92
29.06.16			648.42		2790.20				83.54	
28.06.16			638.04		2725.15				83.48	
27.06.16			625.96		2659.48				83.53	
24.06.16			630.99		2713.82				82.24	
23.06.16			659.92		2805.85				82.65	
22.06.16			649.83		2796.75				83.18	
21.06.16			654.53		2785.86				82.95	
20.06.16			652.06		2771.94				82.85	
17.06.16			645.57		2708.74				82.55	
16.06.16			645.67		2676.06				82.00	
15.06.16			645.20		2700.89				82.54	
14.06.16			643.22		2684.09				81.83	
13.06.16			647.37		2733.23				81.20	
10.06.16			653.02		2776.54				closed	
09.06.16			664.04		2833.36				closed	
08.06.16			668.05		2848.60				84.15	
07.06.16			664.59		2874.00				85.07	
06.06.16			662.39		2864.47				85.06	
03.06.16			659.65		2851.79				84.76	
02.06.16			657.15		2876.56				85.76	
01.06.16			656.02		2868.94				84.84	
31.05.16			655.13	402.57	2880.73	8216.42			85.05	3169.56
31.12.15			666.75	399.36	2988.07	8818.09			98.21	3731.00

Portraits des Portefeuilles Global - Swiss - China / Überblick Portfolios Global - Swiss - China / 全球 - 瑞士 - 中国 投资组合总览

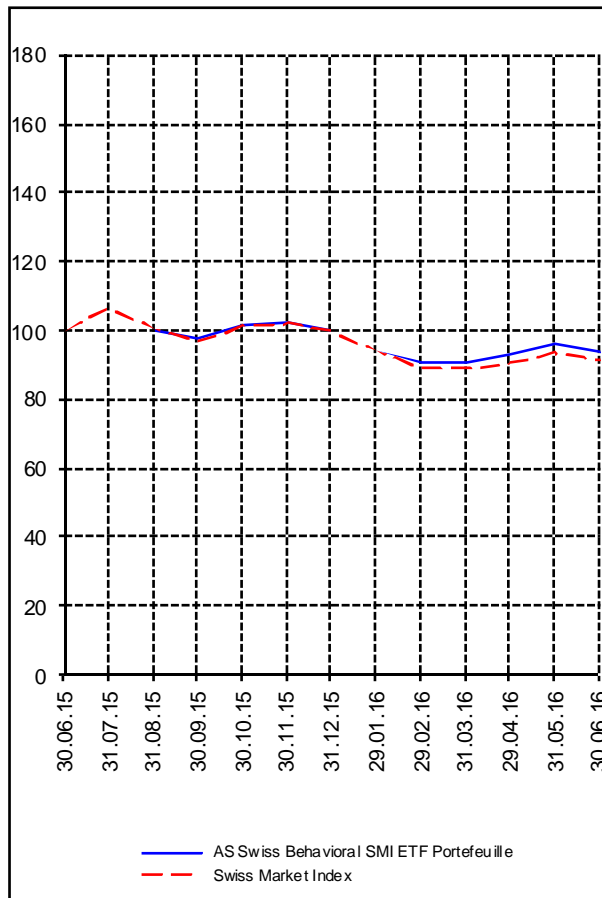


Performance 12 derniers mois, indexée / Performance der 12 letzten Monate, indexiert / 过去12个月的业绩

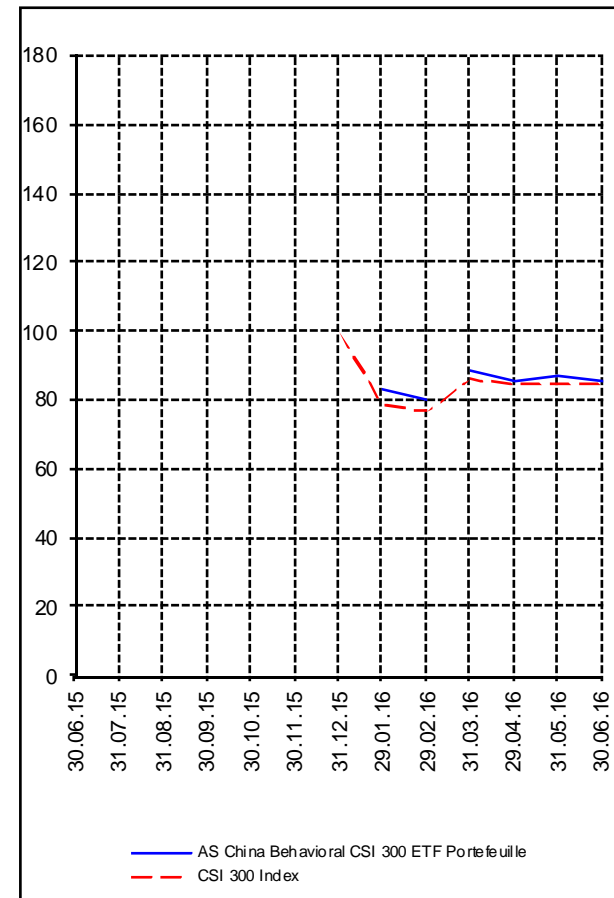
Global PF



Swiss PF

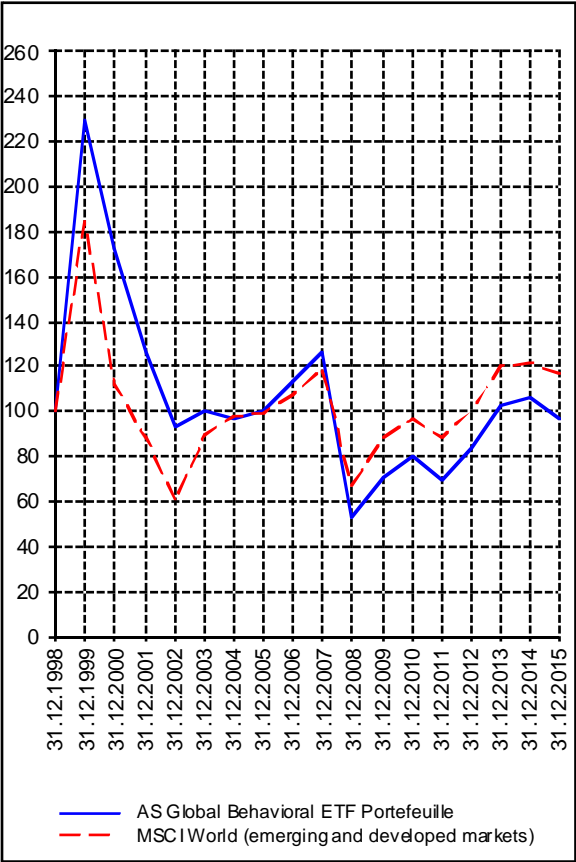


China PF / 中国投资组合

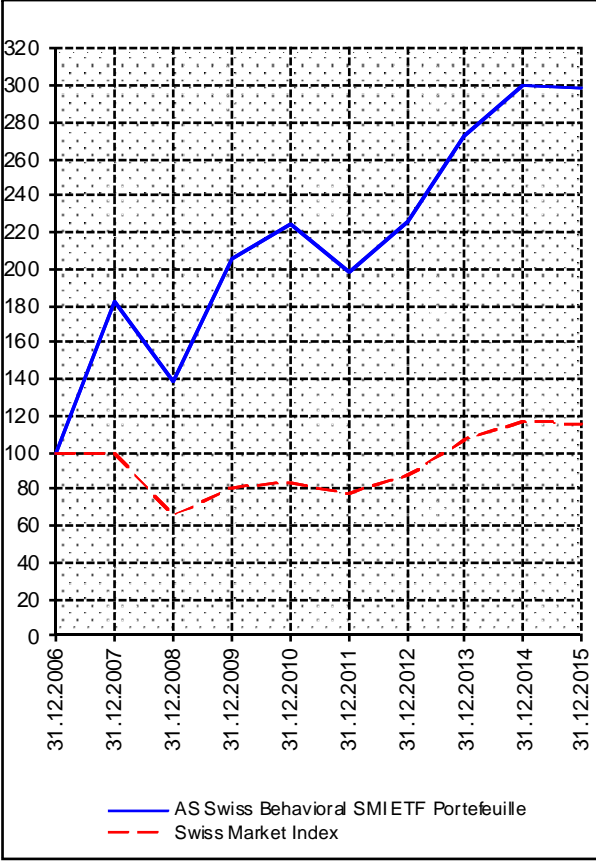


Performance depuis création / Performance seit Lancierung / 自推出以来的表现

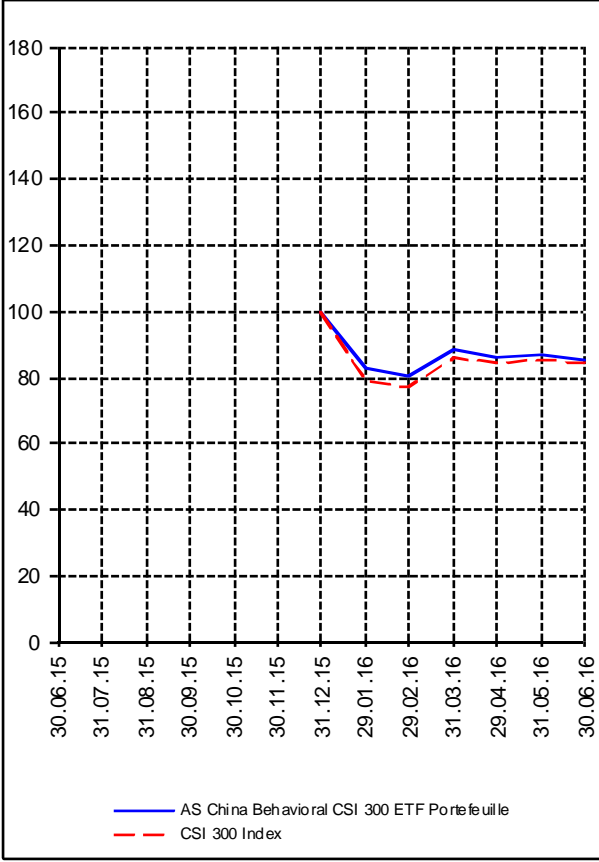
Global PF 01.01.1999



Swiss PF 01.01.2007



China PF / 中国投资组合 01.01.2016



Global PF

Positions différées de 3 mois

iShares MSCI ACWI	30.2%
PowerShares QQQ	19.2%
Vanguard World Stock VT	17.9%
iShares MSCI Turkey TUR	10.5%
SPDR S&P 500 SPY	10.0%
SPDR DJ Wilshire REIT RWR	9.2%
iShares Latin America	2.0%
Préservation	1.0%

1. Préservation
2. Outperformance

active with a Behavioral approach

Univers d'investissement

World with region, country, sector ETF's only

- no** Derivatives/Options
- no** Investment Vehicles
- no** Private Equity
- nor** any other Financial product
- no** commodities

Swiss PF

Positionen um 3 Monate verzögert

iShares/BlackRock SMI	91.8%
Werterhalt	8.2%

Caractéristique / Merkmal / 特征

1. Werterhalt
2. Outperformance

Gestion / Management / 管理

active with a Behavioral approach

Anlageuniversum

Swiss Market Index

- no** Derivatives/Options
- no** Investment Vehicles
- no** Private Equity
- nor** any other Financial product
- no** commodities

China PF

推迟了三个月

AMC CSI 300	93.3%
财富保值	6.7%

1. 财富保值
2. 业绩盈利

应用市场行为学方法

投资领域

沪深300指数

- no** Derivatives/Options
- no** Investment Vehicles
- no** Private Equity
- nor** any other Financial product
- no** commodities