

The closing prices (Cours de clôture/Tagesschlusskurse) show results gained after taking into account:
 > all costs (trading, transactions, regulations, stock exchanges, taxes)
 > all management fees

Date/Datum	Cours de clôture/Tagesschlusskurse		Cours de clôture/Tagesschlusskurse	
	Global (USD) CH0034642923 CT1248933 CORP	Benchmark MSCI All Country World Index	Swiss (CHF) CH0036308838 CT1248891 CORP	Benchmark Swiss Performance Index
30.09.2010	507.94	305.16	2193.26	5594.62
29.09.2010	505.99		2195.68	
28.09.2010	506.74		2198.68	
27.09.2010	500.45		2199.06	
24.09.2010	500.81		2202.30	
23.09.2010	491.74		2182.14	
22.09.2010	497.83		2193.81	
21.09.2010	497.79		2152.73	
20.09.2010	501.34		2164.52	
17.09.2010	491.74		2132.37	
16.09.2010	493.50		2141.38	
15.09.2010	495.14		2136.93	
14.09.2010	491.89		2134.40	
13.09.2010	491.72		2136.78	
10.09.2010	482.03		2123.80	
09.09.2010	479.00		2110.32	
08.09.2010	478.65		2087.39	
07.09.2010	475.95		2079.18	
06.09.2010	pas de cours/geschlossen		2097.93	
03.09.2010	483.86		2093.23	
02.09.2010	479.20		2077.54	
01.09.2010	475.19		2077.20	
31.08.2010	461.17	279.06	2039.31	5465.25
31.12.2009	490.28	299.44	2061.68	5626.40

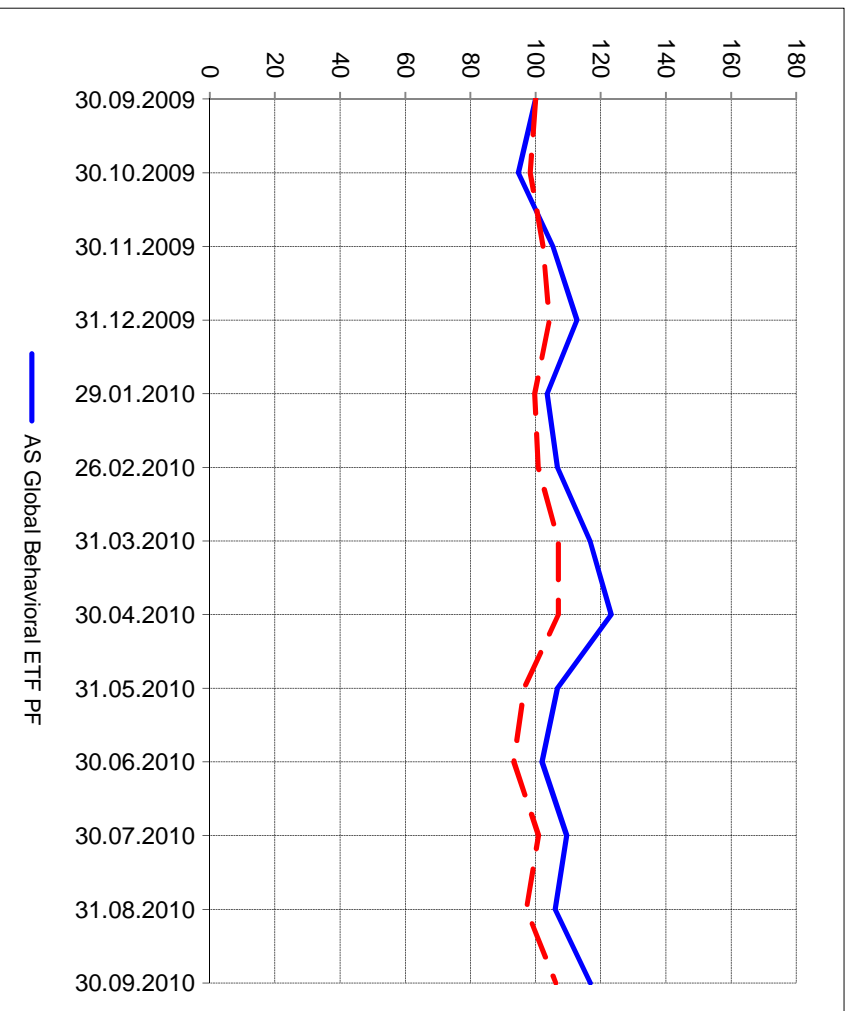
Portrait du Portefeuille Global / Global Portfolio im Überblick



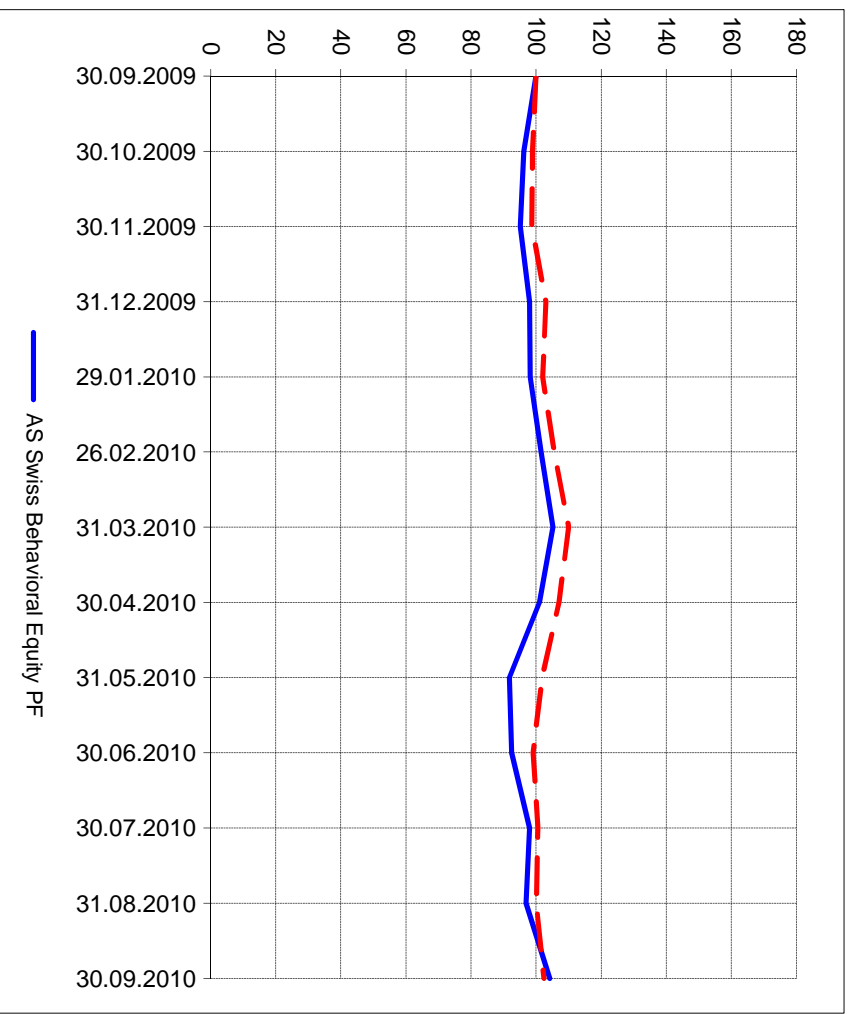
Portrait du Portefeuille Swiss / Swiss Portfolio im Überblick



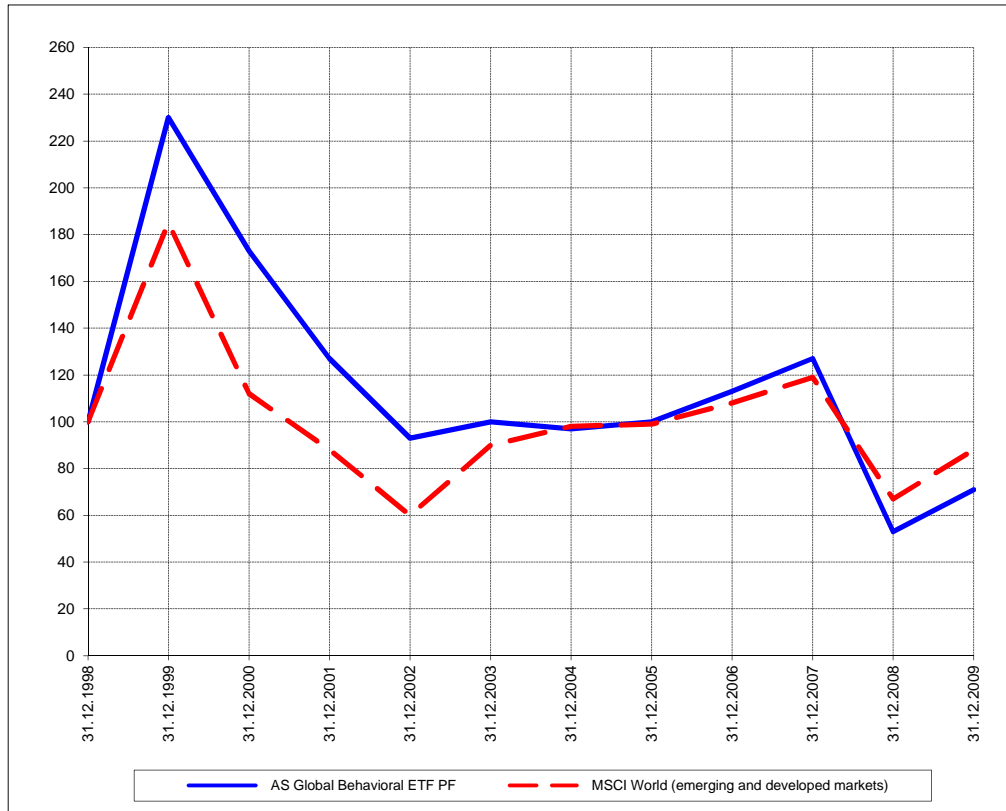
Perf. 12 derniers mois, indexée / Perf. 12 letzten Monaten, indexiert



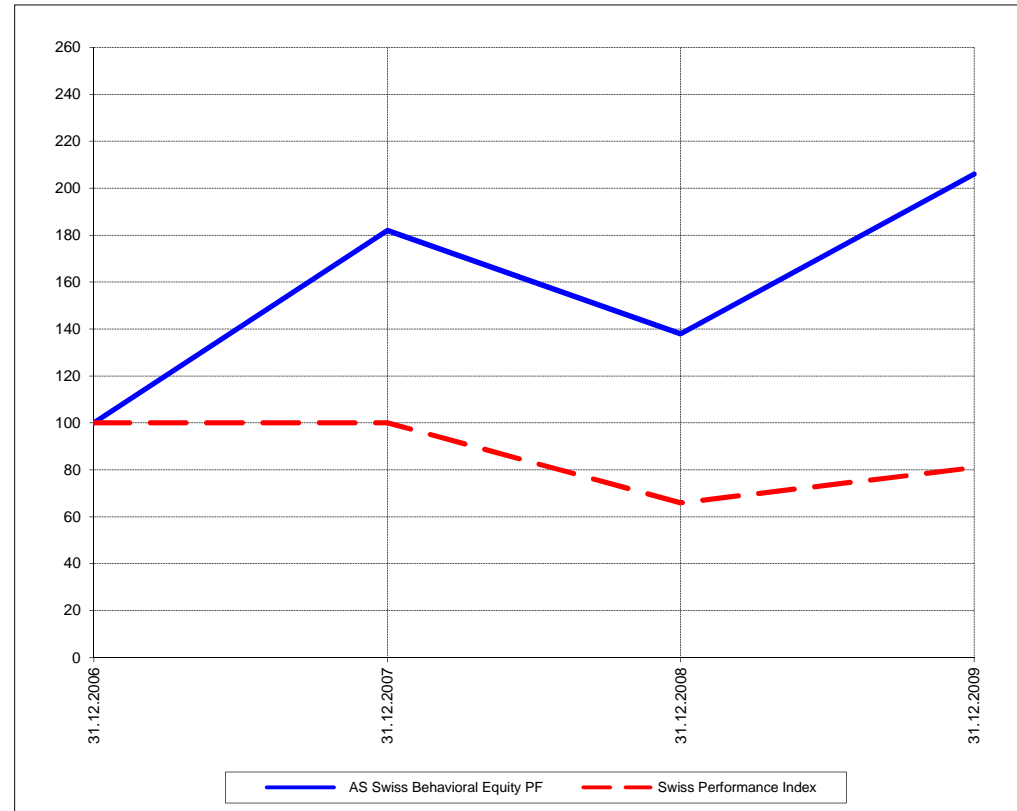
Perf. 12 derniers mois, indexée / Perf. 12 letzten Monaten, indexiert



Perf. depuis création / Perf. seit Lancierung: Global 01. 01. 1999



Perf. depuis création / Perf. seit Lancierung: Swiss 01. 01. 2007



Positions / Positionen différées de 3 mois / um 3 Monate verzögert	SPDR S&P 500 SPY	58.9%
	SPDR DJ Wilshire REIT RWR	17.9%
	iShares MSCI Turkey TUR	10.2%
	ProShares Real Estate URE	3.6%

Uster Technology	11.9%
VZ	11.8%
Walter Meyer	11.1%
Kudelski	10.7%
Richemont	10.6%
Schindler	9.3%
Ems	8.7%
Ublox	6.6%
Burkhalter	5.3%
Daetwiler	4.9%
Calida	3.3%
Walliser KB	3.1%
Feintool	3.1%

Caractéristique / Merkmal outperformance

outperformance

Gestion / Management active with a Behavioral approach

active with a Behavioral approach

**Univers d'investissement /
Anlageuniversum** World with region, country and sector ETF's only
no Derivatives/Options; **no** Investment Vehicles;
no Private Equity **nor any** other Financial product
no commodities

Swiss Performance Index
no Derivatives/Options; **no** Investment Vehicles;
no Private Equity **nor any** other Financial product
no commodities