

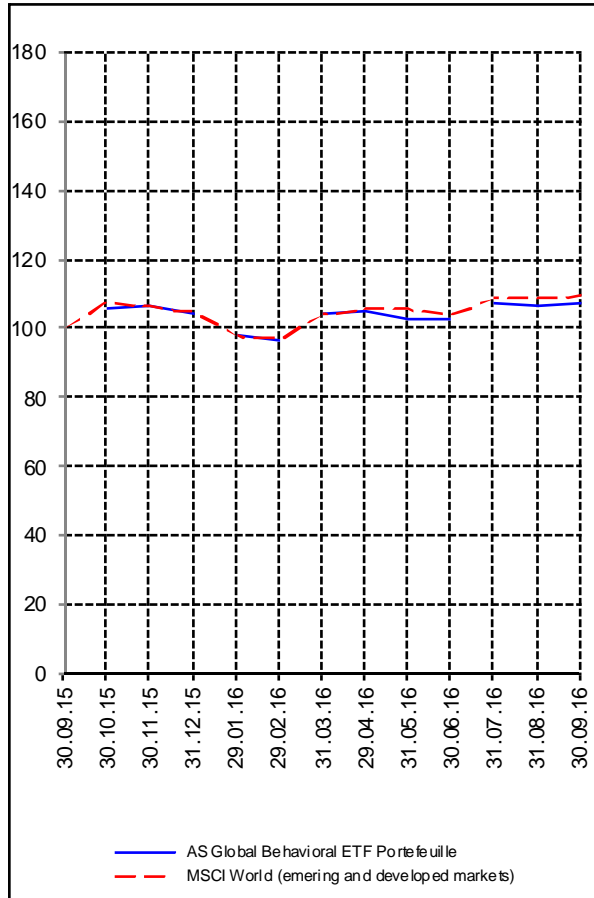
The closing prices (Cours de clôture/Tagesschlusskurse) show results gained after taking into account:  
 > all costs (trading, transactions, regulations, stock exchanges, taxes)  
 > all management fees

Global Sentiment-Exposure-Index						中国 Sentiment-Exposure-Index				
Date	Investi /	Cash	Global	Bench-	Swiss	Bench-	投资	现款	中国	基准
Datum	Investiert		Portfolio	mark	Portfolio	mark			投资组合	
日期			NAV (USD)	ACWI	NAV (CHF)	SMI			NAV (CNY)	CSI 300
30.09.16			684.24	418.43	2842.03	8139.01			86.66	3253.28
29.09.16			680.56		2854.53				86.61	
28.09.16			687.51		2868.35				86.38	
27.09.16			682.87		2852.35				86.21	
26.09.16			678.58		2850.79				85.50	
23.09.16			684.16		2882.47				86.88	
22.09.16			688.91		2898.80				87.51	
21.09.16			684.61		2871.20				86.85	
20.09.16			674.48		2876.22				87.15	
19.09.16			672.80		2861.48				86.83	
16.09.16			670.34		2838.61				closed	
15.09.16			674.75		2850.36				closed	
14.09.16			668.14		2850.36				85.88	
13.09.16			667.93		2858.52				86.42	
12.09.16			679.80		2863.40				86.43	
09.09.16			672.55		2879.58				88.32	
08.09.16			690.08		2901.60				89.12	
07.09.16			692.56		2902.25				89.01	
06.09.16			692.35		2895.79				88.86	
05.09.16			closed		2900.98				88.80	
02.09.16			686.91		2895.28				88.29	
01.09.16			681.49		2842.46				88.03	
31.08.16			679.85	416.61	2861.86	8202.13			88.61	3327.79
31.12.15			666.75	399.36	2988.07	8818.09			98.21	3731.00

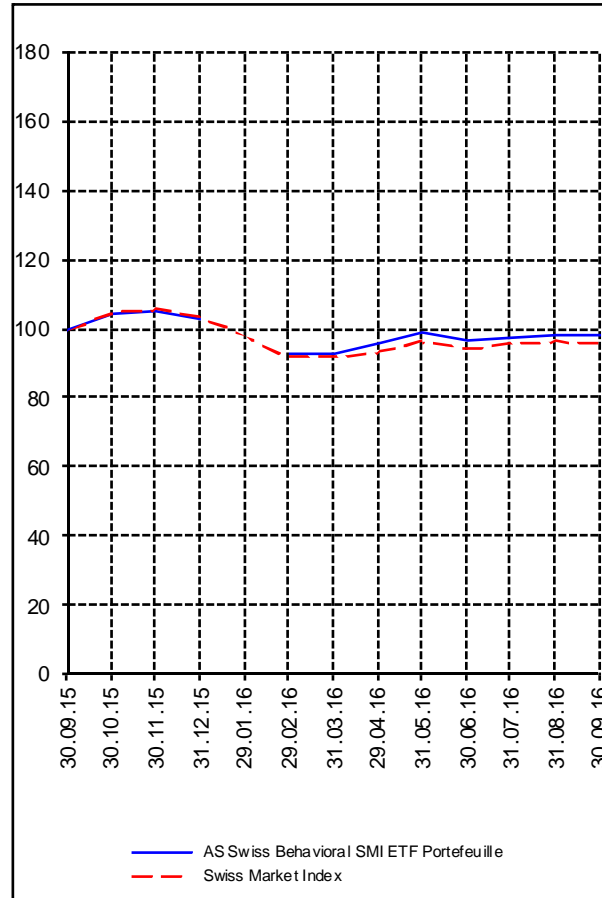


Performance 12 derniers mois, indexée / Performance der 12 letzten Monate, indexiert / 过去12个月的业绩

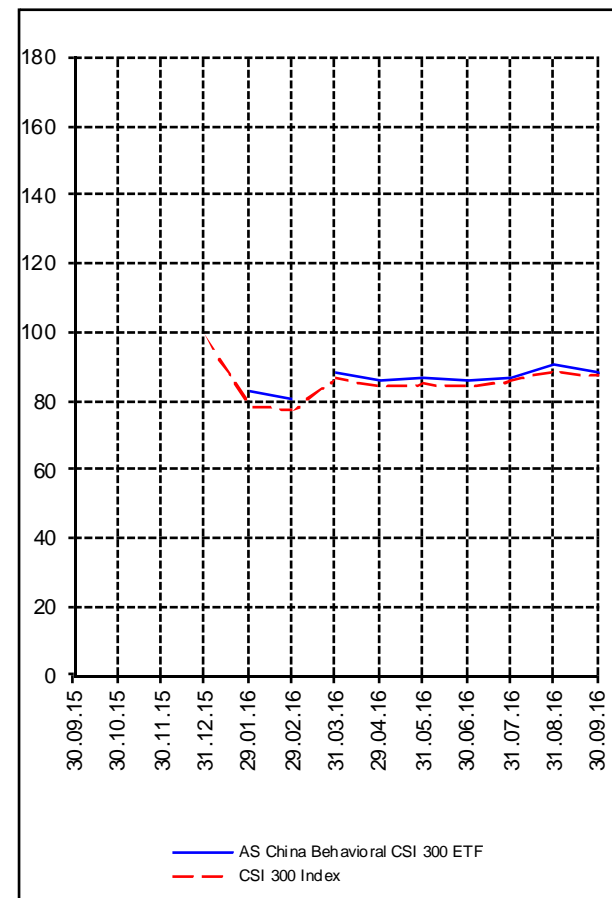
Global PF



Swiss PF

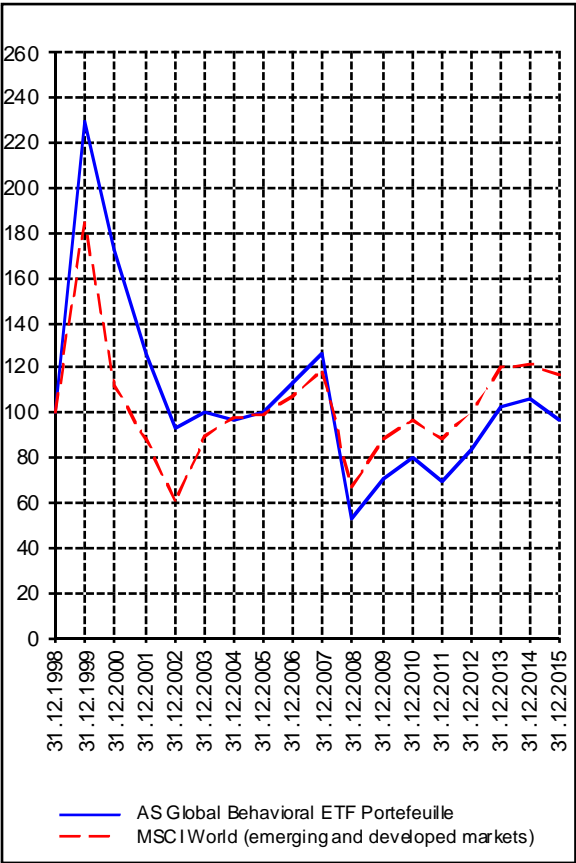


China PF / 中国投资组合

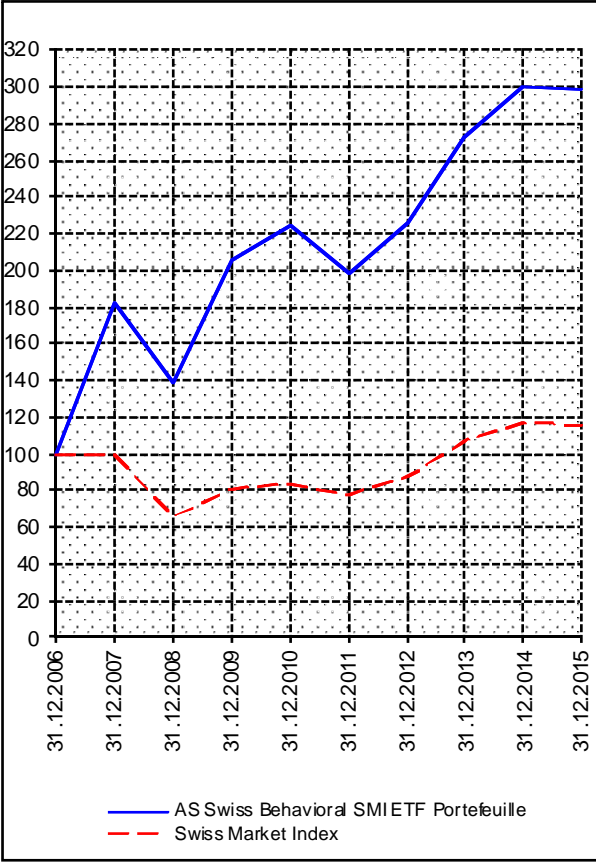


## Performance depuis création / Performance seit Lancierung / 自推出以来的表现

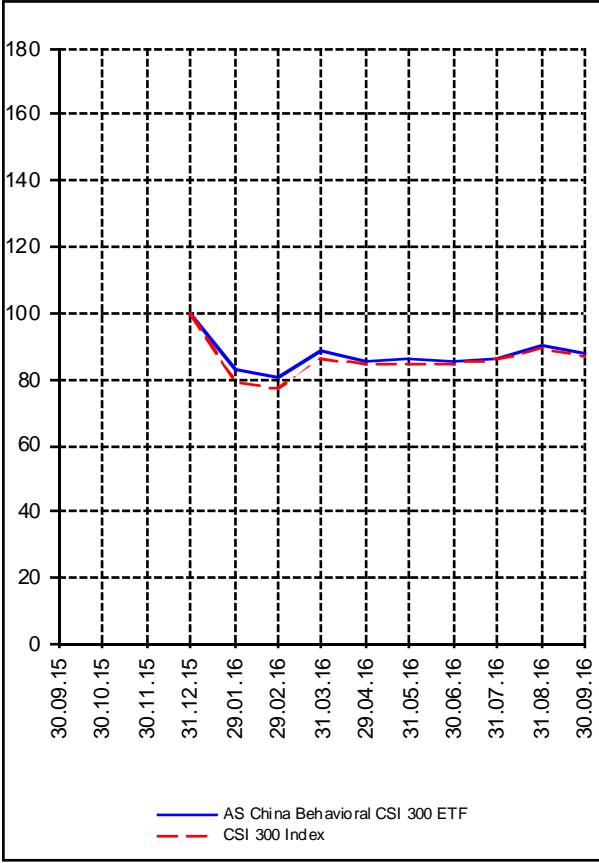
Global PF 01.01.1999



Swiss PF 01.01.2007



China PF / 中国投资组合 01.01.2016



## Global PF

## Positions différées de 3 mois

iShares MSCI ACWI	54.0%
SPDR S&P 500 SPY	10.3%
PowerShares QQQ	9.3%
SPDR DJ Wilshire REIT RWR	8.8%
Vanguard World Stock VT	8.3%

Préservation	9.3%
--------------	------

1. Préservation
2. Outperformance

active with a Behavioral approach

## Univers d'investissement

World with region, country, sector ETF's only

- no Derivatives/Options
- no Investment Vehicles
- no Private Equity
- nor any other Financial product
- no commodities

## Swiss PF

## Positionen um 3 Monate verzögert

iShares/BlackRock SMI	91.8%
-----------------------	-------

Werterhalt	8.2%
------------	------

## Caractéristique / Merkmal / 特征

1. Werterhalt
2. Outperformance

## Gestion / Management / 管理

active with a Behavioral approach

## Anlageuniversum

Swiss Market Index

- no Derivatives/Options
- no Investment Vehicles
- no Private Equity
- nor any other Financial product
- no commodities

## China PF

## 推迟了三个月

AMC CSI 300	83.7%
-------------	-------

财富保值	16.3%
------	-------

1. 财富保值
2. 业绩盈利

应用市场行为学方法

## 投资领域

沪深300指数

- no Derivatives/Options
- no Investment Vehicles
- no Private Equity
- nor any other Financial product
- no commodities