

The closing prices (Cours de clôture/Tagesschlusskurse) show results gained after taking into account:
 > all costs (trading, transactions, regulations, stock exchanges, taxes)
 > all management fees

Date/Datum	Cours de clôture/Tagesschlusskurse		Cours de clôture/Tagesschlusskurse	
	Global (USD) CH0034642923 CT1248933 CORP	Benchmark MSCI All Country World Index	Swiss (CHF) CH0036308838 CT1248891 CORP	Benchmark Swiss Performance Index
30.11.2010	519.41	308.38	2204.30	5652.48
29.11.2010	524.79		2232.78	
26.11.2010	525.06		2257.22	
25.11.2010	528.85		2265.43	
24.11.2010	528.85		2244.98	
23.11.2010	519.81		2223.47	
22.11.2010	527.11		2265.89	
19.11.2010	527.35		2280.63	
18.11.2010	526.17		2289.17	
17.11.2010	517.95		2252.22	
16.11.2010	514.92		2248.46	
15.11.2010	532.37		2276.79	
12.11.2010	534.24		2257.92	
11.11.2010	544.81		2263.80	
10.11.2010	548.06		2271.08	
09.11.2010	546.04		2288.99	
08.11.2010	557.97		2293.48	
05.11.2010	559.10		2294.63	
04.11.2010	557.41		2294.63	
03.11.2010	543.14		2262.04	
02.11.2010	539.43		2270.61	
01.11.2010	533.06		2255.70	
29.10.2010	530.00	315.95	2242.51	5754.90
31.12.2009	490.28	299.44	2061.68	5626.40

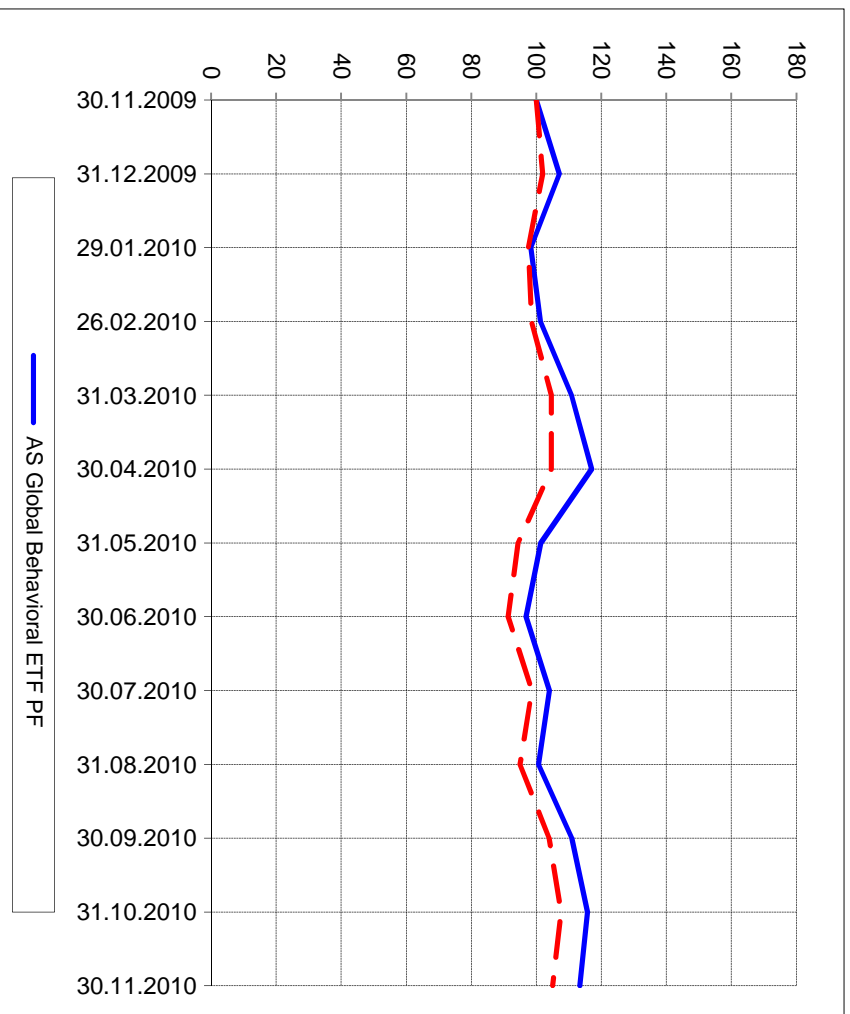
Portrait du Portefeuille Global / Global Portfolio im Überblick



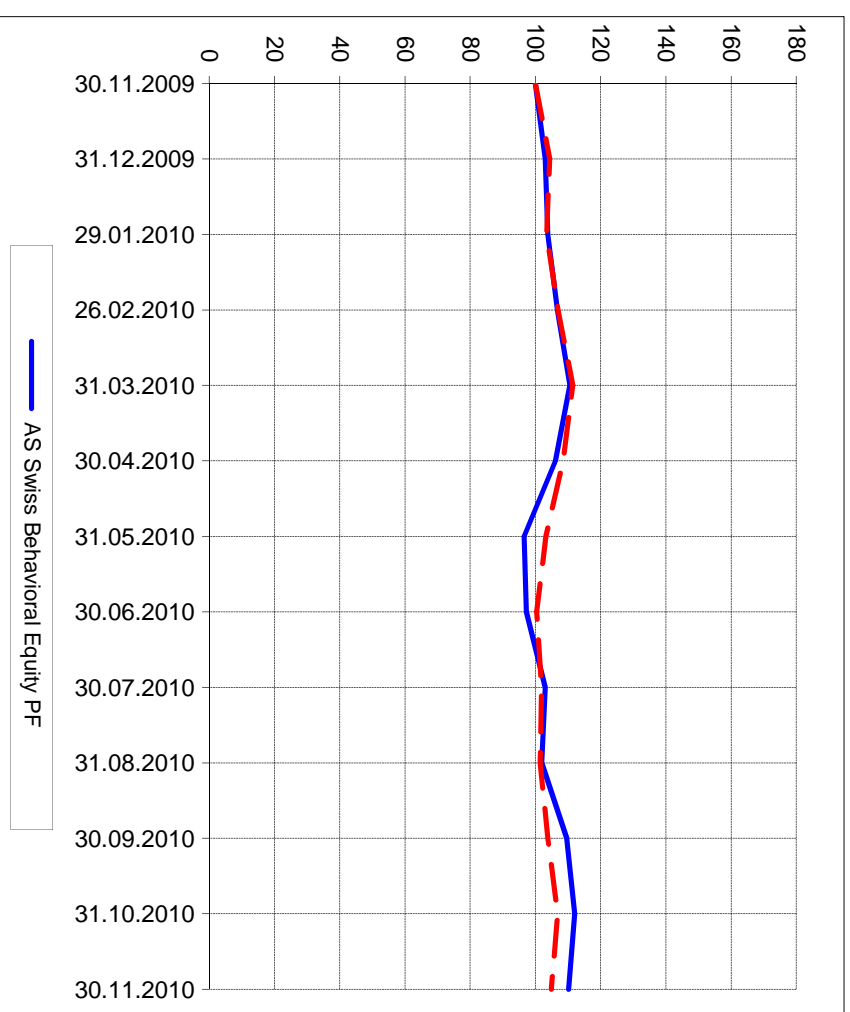
Portrait du Portefeuille Swiss / Swiss Portfolio im Überblick



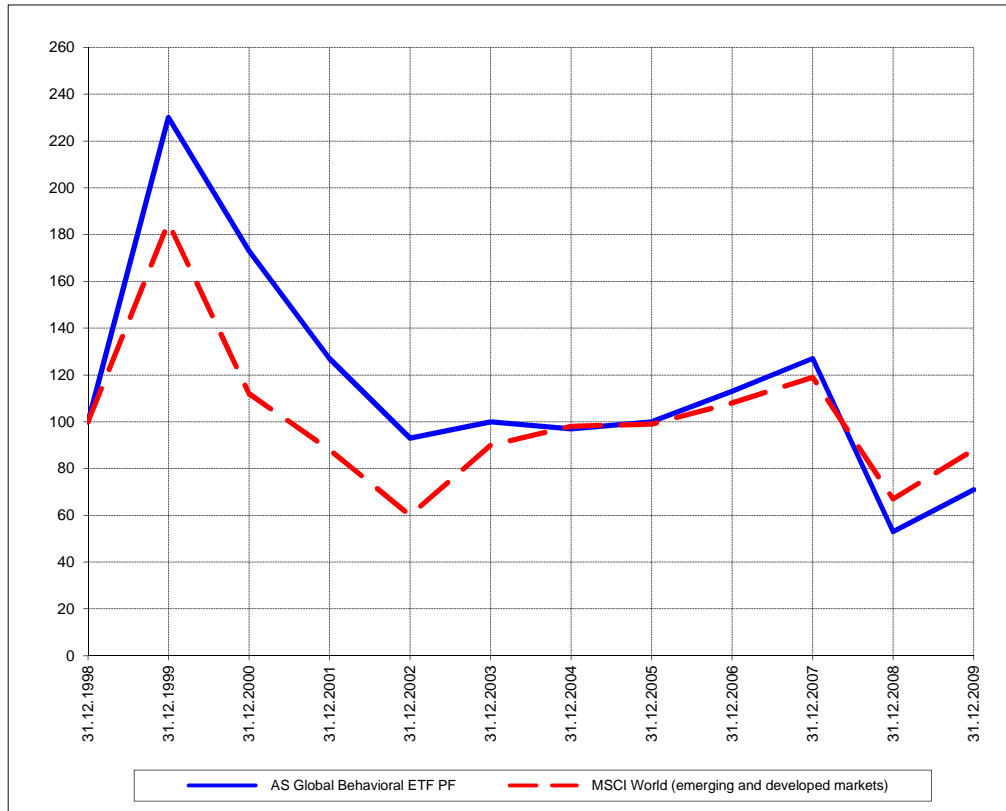
Perf. 12 derniers mois, indexée / Perf. 12 letzten Monaten, indexiert



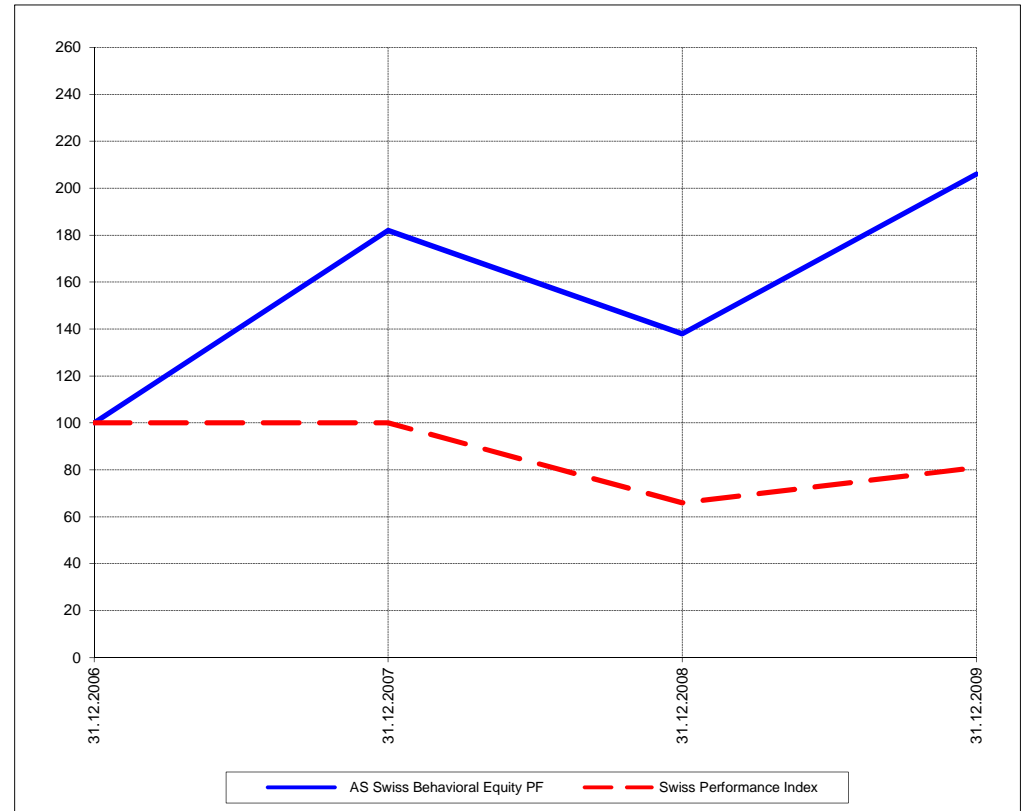
Perf. 12 derniers mois, indexée / Perf. 12 letzten Monaten, indexiert



Perf. depuis création / Perf. seit Lancierung: Global 01. 01. 1999



Perf. depuis création / Perf. seit Lancierung: Swiss 01. 01. 2007



Positions / Positionen différées de 3 mois / um 3 Monate verzögert	SPDR DJ Wilshire REIT RWR	20.8%
	iShares South America ILF	20.4%
	iShares Turkey TUR	20.1%
	iShares Emerging Markets EEM	18.1%
	iShares South Africa EZA	13.5%
	Cash	7.0%

XMTCH	63.7%
Ublox	7.0%
Walter Meyer	5.3%
Forbo	5.2%
Schindler	5.1%
Calida	4.9%
Uster Technology	4.8%
Cash	4.0%

Caractéristique / Merkmal outperformance

outperformance

Gestion / Management active with a Behavioral approach

active with a Behavioral approach

**Univers d'investissement /
Anlageuniversum** World with region, country and sector ETF's only
no Derivatives/Options; **no** Investment Vehicles;
no Private Equity **nor any** other Financial product
no commodities

Swiss Performance Index
no Derivatives/Options; **no** Investment Vehicles;
no Private Equity **nor any** other Financial product
no commodities